

Research Note

# Novel efficient and green approach to the synthesis of glutaraldehyde over highly active W-doped SBA-15 catalyst

Xin-Li Yang<sup>a</sup>, Wei-Lin Dai<sup>a,\*</sup>, Hui Chen<sup>a</sup>, Yong Cao<sup>a</sup>, Hexing Li<sup>b</sup>, Heyong He<sup>a</sup>, Kangnian Fan<sup>a,\*</sup>

<sup>a</sup> Department of Chemistry and Shanghai Key Laboratory of Molecular Catalysis and Innovative Materials, Fudan University, Shanghai 200433, P.R. China

<sup>b</sup> Department of Chemistry, Shanghai Normal University, Shanghai 200234, P.R. China

Received 3 September 2004; revised 13 October 2004; accepted 14 October 2004

Available online 11 November 2004

## Abstract

In the present work, we demonstrate for the first time the use of W-doped SBA-15 catalyst prepared by a novel in situ synthesis method as highly efficient catalyst for the direct production of glutaraldehyde via selective oxidation of cyclopentene by using non-aqueous hydrogen peroxide as the green oxidant. It is suggested that the presence of a high surface concentration of  $WO_x$  species dispersed on well ordered hexagonal pore walls of SBA-15 support is essential to the superior performance of the catalyst for the selective oxidation of cyclopentene.

© 2004 Elsevier Inc. All rights reserved.

**Keywords:** W-doped SBA-15 catalyst; Cyclopentene; Glutaraldehyde; Hydrogen peroxide; Selective oxidation

## 1. Introduction

Glutaraldehyde (GA) has been extensively used for purposes of disinfection and sterilization in many fields. Currently, the commercial production of GA is mainly based on a multi-step process using expensive propenal and vinyl ethyl ether as starting materials [1,2], which however results in extremely high cost of GA. Thus, the potential applications of GA in wider fields such as the tanning process of leather, environmental protection, water treatment or oil field are greatly compromised. It is therefore highly attractive to develop a new convenient and economical process that allows the direct and low cost production of GA. An alternative way to produce GA is the one-step route through the selective oxidation of cyclopentene (CPE) by using  $O_3$  or  $H_2O_2$  as the oxidant, since a great quantity of CPE could be easily obtained by the selective hydrogenation of cyclopentadiene (CPD), which can be easily obtained from

the decomposition of dicyclopentadiene (DCPD), a main by-product from the C-5 fraction in the petrochemical or coking industry [3,4]. From the environmental and economical point of view, the most ideal oxidant would be molecular oxygen. To our knowledge, however, a satisfactory conversion of CPE to GA by aerobic oxidation is not reported yet [5].

Of particular interest is the use of  $H_2O_2$  as an environmentally-friendly oxidant for the liquid-phase reaction [6–8], since it can reach an atom efficiency of 47% for the oxidation of organic compounds with water being the only co-product. Since Furukawa et al. reported an interesting one-step route for the synthesis of GA by the selective oxidation of CPE in a non-aqueous  $H_2O_2$  system in 1987 [3], great efforts have been dedicated to investigating the non-aqueous system in which various solvents, such as dimethyl phosphite-methyl (DMPM), trimethyl phosphate (TMP), tributyl phosphate (TBP) and butyl acetate, were used while the catalysts employed were mainly homogeneous systems based on molybdenum or tungsten compounds [3,9–12]. Recently, a high GA yield of ca. 79% was achieved by aqueous hydrogen peroxide oxidation of CPE

\* Corresponding authors. Fax: (+86-21)65642978.

E-mail addresses: [wldai@fudan.edu.cn](mailto:wldai@fudan.edu.cn) (W.L. Dai),  
[knfan@fudan.edu.cn](mailto:knfan@fudan.edu.cn) (K. Fan).

using homogeneous tungstic acid as an efficient catalyst [4]. Unfortunately, the GA yield did not exceed 80% over all mentioned homogenous catalytic systems.

Up to now, only very few heterogeneous W-containing catalysts ( $\text{WO}_3/\text{SiO}_2$ ,  $\text{WO}_3/\text{TiO}_2\text{-SiO}_2$  and W-MCM-41) have been proposed for the aqueous hydrogen peroxide system [13–17], where the GA yield (72%) achieved is far satisfactory for industrial application. However, all these works have showed a substantial formation of cyclopentane-1,2-diol (> 15%) [4] due to the reaction of the intermediate (CPE oxide) with  $\text{H}_2\text{O}$ . Thus, it appears that decreasing water content in the reaction mixture may be beneficial for enhancing the GA yield. On the other hand, it is known that SBA-15, a new type of ordered mesoporous material achieved by using a triblock copolymer as template under strongly acidic conditions, may be a promising candidate in catalysis since it possesses a high surface area ( $600\text{--}1000\text{ m}^2\text{ g}^{-1}$ ) and uniform tubular channels with tunable pore diameters in the range of 5–30 nm, significantly larger than those of MCM-41 [18,19]. To the best of our knowledge, there are no reports on the synthesis of W-doped SBA-15, which may show excellent catalytic performance for the preparation of GA in the anhydrous  $\text{H}_2\text{O}_2$  system. Herein we demonstrate for the first time the use of a novel W-doped SBA-15 material as highly efficient catalyst for the high yield production of GA up to 91% by an anhydrous  $\text{H}_2\text{O}_2$  oxidation of CPE in the presence of TBP.

## 2. Experimental

### 2.1. Catalyst preparation

Typical procedure for the synthesis of W-doped SBA-15 catalyst is as following: 5 g of Pluronic P123 triblock polymer ( $\text{EO}_{20}\text{PO}_{70}\text{EO}_{20}$ ,  $M_n = 5800$ , Aldrich) and 28 g of distilled water were added to 150 mL of 2 M HCl and stirred for 4 h at 313 K. After that, 10 g of  $\text{Si}(\text{OC}_2\text{H}_5)_4$  (TEOS) was added to the above mixture, and stirred for 30 min. Then 13 mL aqueous solution of sodium tungstate ( $\text{Na}_2\text{WO}_4 \cdot 2\text{H}_2\text{O}$ , 0.2 M) was added. The mixture was aged at 313 K under moderate stirring for 24 h, and then crystallized at 368 K for 3 d. The solid product was filtered, washed with distilled water, and dried at room temperature. Finally, it was calcined at 873 K in air for 5 h to remove the template and was used as catalyst without any further treatment.

### 2.2. Characterizations and activity test

The low-angle X-ray powder diffraction patterns were recorded on Rigaku D/max-rB diffractometer with  $\text{Cu-K}\alpha$  radiation, operated at 60 mA and 40 kV. The high-angle X-ray powder diffraction patterns were recorded on a Bruker D8 advance diffractometer with  $\text{Cu-K}\alpha$  radiation, operated at 40 mA and 40 kV. The laser Raman experiments were performed by using a Jobin Yvon Dilor Labram I Raman spec-

trometer equipped with a holographic notch filter, a CCD detector and He–Ne laser radiating at 632.8 nm. The specific surface areas, the pore volumes and mean pore diameters of the catalysts were measured and calculated according to the BET method on a Micromeritics Tristar ASAP 2000 apparatus at 77 K. Scanning electron micrographs were obtained using a Philips XL 30 apparatus. The samples were deposited on a sample holder with an adhesive carbon tape and sputtered with a thin film of gold. Transmission electron micrographs (TEM) were obtained on a Joel JEM 2010 scan-transmission electron microscope. The samples were supported on carbon-coated copper grids for the experiment. The FT-IR spectra were obtained with a Nicolet Model 205 spectrometer, using KBr pellet technique. The tungsten content was determined by inductively coupled Argon plasma (ICP, IRIS Intrepid, Thermo Elemental Company) after solubilization of the samples in  $\text{HF}:\text{HCl}$  solutions.

The activity test was performed at 308 K for 12 h with magnetic stirring in a closed 100 mL regular glass reactor using anhydrous  $\text{H}_2\text{O}_2$  as oxygen-donor and TBP as solvent. The quantitative analysis of the reaction products was performed by using GC method, and the identification of different products in the reaction mixture was determined by means of GC-MS. Details can be found elsewhere [15,16].

## 3. Results and discussion

### 3.1. Characterization

The low-angle powder XRD patterns of W-doped SBA-15 samples with different tungsten contents are shown in Fig. 1. The W-doped SBA-15 material with  $\text{WO}_3$  content  $\leq 20\text{ wt}\%$  displays three well resolved peaks indexed to (100), (110) and (200) reflections of the hexagonal space group  $p6mm$ . The existence of (200) peak indicates the maintenance of well-defined hexagonal porosity in the present W-doped material. Further increase of  $\text{WO}_3$  content up to 30% will lead to a partial collapse of the mesoporous struc-

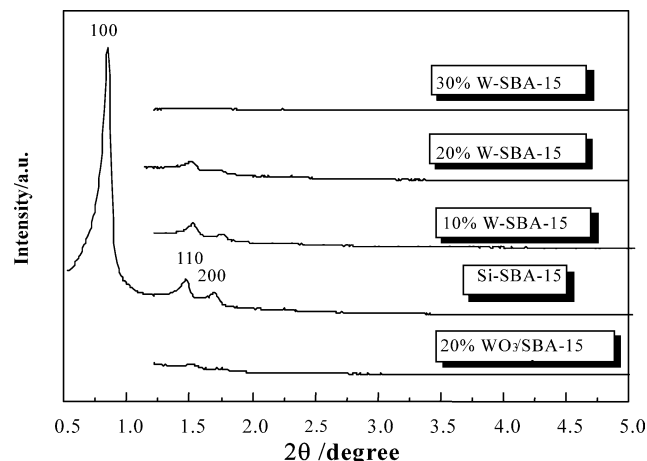


Fig. 1. XRD powder patterns of various samples.




Fig. 2. SEM/TEM photos of blank and W-doped SBA-15 material. SEM photos of pure (a) and W-doped SBA-15 (b); TEM photos of pure (c) and W-doped SBA-15 (d) (insert: the electron diffraction pattern).

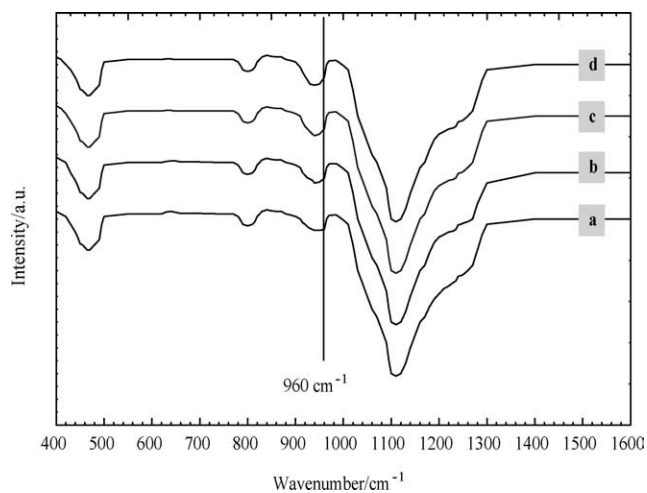


Fig. 3. FT-IR spectra of W-doped SBA-15 catalysts with different content of  $\text{WO}_3$ : (a), Si-SBA-15; (b), 10 wt%; (c), 20 wt%; (d), 30 wt% W-doped SBA-15.

ture. The supported  $\text{WO}_3/\text{SBA-15}$  (20 wt%) sample prepared via incipient wetness impregnation also displays an intense reflection corresponding to the (100) plane; however, the (110) and (200) planes could not be easily identified. This is a clear indication that the W-doped SBA-15 catalyst prepared through in situ synthesis method shows much better uniform mesoporous structure than the traditional impregnated one. Typical morphology of the W-doped SBA-15 (20%) is further attested through SEM and TEM, as can be seen in Fig. 2. Very clear and perfect morphology, as well as the ordered hexagonal structure for the W-doped SBA-15

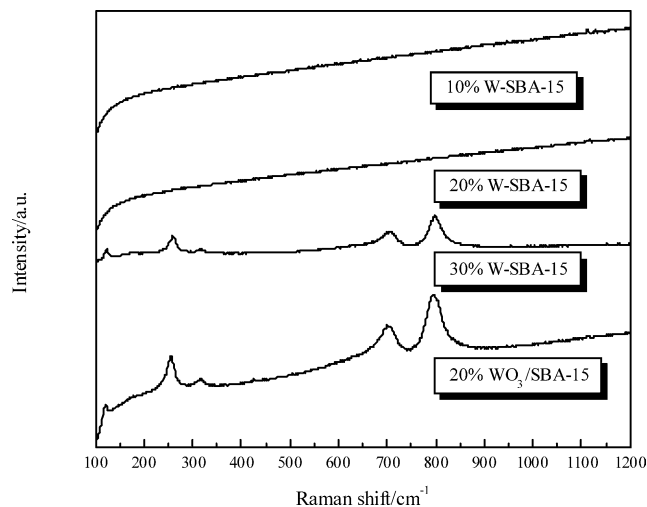


Fig. 4. Raman spectra of various W-doped SBA-15 catalysts.

materials, is being observed. FT-IR spectrum of the W-doped SBA-15 (20%, refer to Fig. 3) shows typical absorption band at  $963\text{ cm}^{-1}$ , a feature that tungsten species are incorporated into the inner framework of SBA-15. Similar assignments have also been made for W-containing MCM-41 [16]. It should also be noted that the as-prepared novel W-doped SBA-15 material is very thermally stable up to  $973\text{ K}$  as confirmed by DTA.

The surface state of  $\text{WO}_3$  species was also investigated by using the confocal microprobe Laser Raman spectra, as shown in Fig. 4. No Raman bands attributed to the octahedral crystalline  $\text{WO}_3$ , at e.g.  $804$ ,  $714$ ,  $327$  and  $267\text{ cm}^{-1}$  are

Table 1  
Catalytic performance of various W-containing catalysts

| Sample   | $S_{\text{BET}}$<br>( $\text{m}^2 \text{g}^{-1}$ ) | Pore diameter<br>(nm) | Conversion (%)         |      | Yield (%) |      | TOF<br>( $\text{h}^{-1}$ ) |
|--|--|-----------------------|------------------------|------|-----------|------|----------------------------|
|  |  |                       | $\text{H}_2\text{O}_2$ | CPE  | GA        | Diol |                            |
| 10% $\text{WO}_3$ -SBA-15                          | 623  | 4.1                   | 87.0                   | 91.9 | 79.7      | 5.3  | 2.0                        |
| 20% $\text{WO}_3$ -SBA-15                          | 571  | 4.3                   | 90.7                   | 100  | 91.1      | 4.3  | 2.2                        |
| 30% $\text{WO}_3$ -SBA-15                          | 411  | 4.3                   | 84.9                   | 90.3 | 77.7      | 6.5  | 2.0                        |
| 20% $\text{WO}_3$ /SBA-15 <sup>a</sup>             | 385  | 4.7                   | 86.8                   | 90.8 | 75.5      | 5.9  | 2.0                        |
| $\text{WO}_3$ <sup>b</sup>                         | –  | –                     | 17.3                   | 16.2 | 9.9       | 1.0  | 0.2                        |
| 20% $\text{WO}_3$ /SiO <sub>2</sub> <sup>a,c</sup> | 293  | 1.2                   | 77.9                   | 79.8 | 65.8      | 6.1  | 1.8                        |
| 20% $\text{WO}_3$ /MCM-41 <sup>a</sup>             | 850  | 2.7                   | 84.6                   | 86.1 | 72.0      | 5.9  | 1.9                        |

Reaction time: 12 h, reaction temperature: 308 K, the molar ratio of CPE: $\text{H}_2\text{O}_2$ : $\text{WO}_3$  = 100:210:4, the volume ratio of TBP/CPE = 7.5.

<sup>a</sup> Prepared through incipient wetness impregnation with tungstic acid and oxalic acid solution.

<sup>b</sup> Crystalline  $\text{WO}_3$ .

<sup>c</sup> Commercial product.

observed for 10 and 20% W-doped SBA-15, very similar to those of pure SBA-15 (not shown here). Fig. 4 also shows the Raman spectra of samples of 30% W-doped SBA-15 and 20%  $\text{WO}_3$ /SBA-15 supported catalyst for comparison. Obvious Raman bands ascribed to crystalline  $\text{WO}_3$  could be detected in the figure with respect to these two samples, illustrating that the loading of excess content of tungsten species would result in the agglomeration of  $\text{WO}_3$  on the surface. However, the supported catalyst shows much stronger peak intensity than that of 30% W-doped SBA-15. In comparison, the 20% counterpart prepared through in situ synthesis method presents no Raman bands of crystalline  $\text{WO}_3$ . That is a clear indication that the  $\text{WO}_3$  species are well dispersed in the framework of SBA-15 material for the in situ synthesized catalysts. Hence, the loading of tungsten species with a suitable content lower than 20% is necessary for obtaining a high dispersion of  $\text{WO}_x$  species incorporated in the mesoporous framework, which consists very well with the result obtained from XRD.

### 3.2. Catalytic activity test

The catalytic performances over various W-containing catalysts with different tungsten contents are shown in Table 1. For the purpose of comparison, the catalysts used in these experiments possess the same amounts of tungsten. As shown in Table 1, unsupported crystalline  $\text{WO}_3$  shows little activity towards the title reaction, while those catalysts with tungsten species well-dispersed on/in different supports show essential activity and selectivity to the cleavage reaction. This result suggests that the  $\text{WO}_3$  species incorporated within the uniform framework of mesoporous materials, such as SBA-15 and MCM-41, act as the active centers for the selective oxidation of CPE. The TOF values (also shown in Table 1) unambiguously verified the above conclusion. It is also found that the tungsten content, the support and the preparation method, all influence the catalytic performance intensively.

When other supports are tried, much lower GA yield is obtained over the commercial silica support than that of MCM-41 and SBA-15, which can be easily ascribed

to its low specific surface area and small pore diameter. Considering the different preparation methods, W-doped SBA-15 shows much higher activity and selectivity than  $\text{WO}_3$ /SBA-15 and  $\text{WO}_3$ /MCM-41, respectively, indicating that the in situ synthesis method for the preparation of W-doped SBA-15 is more suitable for achieving a higher dispersion of active tungsten species than the incipient wetness impregnation. When  $\text{WO}_3$  content is lower than 20%, low GA yield is obtained, which is probably due to a lower surface concentration of active centers as well as the negative diffusional effect due to the presence of excess amounts of catalysts in the reaction system. At the case where the  $\text{WO}_3$  content is well above 20%, inevitable collapse of the mesoporous structure of the W-doped SBA-15 occurs which leads to the decrease of GA yield. Although a relatively high GA yield (~85%) can also be obtained over the homogeneous tungstic acid catalyst in the anhydrous  $\text{H}_2\text{O}_2$ /TBP system, the difficulty for the separation and recovery of the catalyst hampers its further industrial application.

In addition, the chemical and structural properties of the tungsten species presented on the SBA-15 samples have been characterized by using combined spectroscopic techniques of BET, FT-IR, and Raman spectroscopy. The introduction of tungstic species onto the inner walls of SBA-15 can provide catalysts with a high concentration of accessible, isolated, and structurally well-defined active sites for the oxidative cleavage of CPE. Moreover, it is conceivable that the large pore diameters of the SBA-15 materials (5–30 nm) can make it easy to discharge the produced GA to the outside of the pores, thus preventing the subsequent deep oxidation. Hence, the highly dispersed nature of the tungsten species, as well as the unique mesoporous structure (with extremely large pore diameters) of the SBA-15 support, has been considered to contribute for the improved catalytic activity in the selective oxidation of CPE over the present mesoporous W-doped SBA-15 catalyst.

It should also be noted that the leaching of tungsten species is very small (< 1 ppm) and the high catalytic activity is almost kept at its initial state even after 6 reaction cycles, suggesting its high stability in the present anhydrous  $\text{H}_2\text{O}_2$ -TBP system. The 20 wt% W-doped SBA-15 catalyst

shows 100% CPE conversion and 91.1% GA yield, much higher (> 12%) than those previously reported in aqueous system and about twice higher than those reported in homogeneous anhydrous system. This result shows attractive potential to extend this novel process to a number of other important oxidation reactions. The advantages compared to previous ones may be as follows. Firstly, the extremely high yield of GA decreases the cost of the raw material remarkably; secondly, the yield of the main byproduct, cyclopentane-1,2-diol, is only 4.3%, which can be easily separated from the mixture by distillation; thirdly, the heterogeneous catalyst can be conveniently separated from the products by simple filtration; finally, GA with high purity (Medical Grade) can be easily obtained through decompressed rectification, due to the big difference of boiling point between GA and TBP (~ 100 °C). It is found that GA is thermally very unstable, especially in aqueous state, thus making it very difficult for the dehydration through decompressed rectification if high purity is required. That is the main reason why the aqueous process has not been commercialized. Moreover, the novel anhydrous system is also fit for the oxidative cleavage of other cycloalkenes to the corresponding dialdehydes, i.e. if cyclopentene is replaced by cyclohexene in the above reaction, the hexandial yield is 62%, much higher than those reported earlier (~ 47%). Detailed work concerning the selective oxidation of other olefins and the mechanism at molecular level is being under way.

#### 4. Conclusions

In conclusion, the heterogeneous W-doped SBA-15 catalyst exhibits an excellent activity and selectivity for the selective transformation of CPE to GA in the non-aqueous H<sub>2</sub>O<sub>2</sub>/TBP system. An easy separation of both the W-doped SBA-15 catalyst and GA from the reaction mixture, as well as the easy recyclability of the catalyst, makes the present heterogeneously anhydrous process particularly attractive for practical applications.

#### Acknowledgments

This work was financially supported by the Major State Basic Resource Development Program (Grant No. 2003CB 615807), NSFC (Project 20407006, 20473021), the Natural Science Foundation of Shanghai Science & Technology Committee (02DJ14021), and the Committee of the Shanghai Education (02SG04).

#### References

- [1] S.P. Gorman, E.M. Scott, A.D. Russell, *J. Appl. Bacteriol.* 48 (1980) 161.
- [2] F.M. Collins, *J. Appl. Bacteriol.* 61 (1986) 247.
- [3] H. Furukawa, E. Nishikawa, T. Koyama, JP 6219546, 1987.
- [4] J.F. Deng, X.H. Xu, H.Y. Chen, A.R. Jiang, *Tetrahedron* 48 (1992) 3503.
- [5] R.A. Sheldon, J.K. Kochi, *Metal-Catalyzed Oxidations of Organic Compounds*, Academic Press, New York, 1981.
- [6] C.W. Jones, *Applications of Hydrogen Peroxide and Derivatives*, Royal Society of Chemistry, Cambridge, 1999.
- [7] G. Strukul (Ed.), *Catalytic Oxidations with Hydrogen Peroxide as Oxidant*, Kluwer Academic, Dordrecht, 1992.
- [8] R. Noyori, M. Aoki, K. Sato, *Chem. Commun.* 16 (2003) 1977.
- [9] H. Furukawa, E. Nishikawa, T. Koyama, JP 6219546, 6219548, 1987.
- [10] H. Furukawa, T. Nakamura, H. Inagaki, E. Nishikawa, C. Imai, M. Misono, *Chem. Lett.* 5 (1988) 877.
- [11] Nissan Chem. Indust. Ltd., JP 5707434, 1982.
- [12] Nippon Oil Co. Let., JP 95921, 1982.
- [13] R.H. Jin, X. Xia, W.L. Dai, J.F. Deng, H.X. Li, *Catal. Lett.* 62 (1999) 201.
- [14] R.H. Jin, H.X. Li, J.F. Deng, *J. Catal.* 203 (2001) 75.
- [15] H. Chen, W.L. Dai, J.F. Deng, K.N. Fan, *Catal. Lett.* 81 (2002) 131.
- [16] W.L. Dai, H. Chen, Y. Cao, H.X. Li, S.H. Xie, K.N. Fan, *Chem. Commun.* 7 (2003) 892.
- [17] F. Somma, G. Strukul, *J. Catal.* 227 (2004) 344.
- [18] D.Y. Zhao, J.L. Feng, Q.S. Huo, N. Melosh, G.H. Fredrickson, B.F. Chmelka, G.D. Stucky, *Science* 279 (1998) 548.
- [19] J.S. Beck, J.C. Vartuli, W.J. Roth, M.E. Leonowicz, C.T. Kresge, K.D. Schmitt, C.T.W. Chu, D.H. Olsen, E.W. Sheppard, S.B. Mccullen, J.B. Higgins, J.L. Schlenker, *J. Am. Chem. Soc.* 114 (1992) 10834.